



# Kitsap Respiratory Illness Report

Week 3 (1/15/2023 - 1/21/2023)

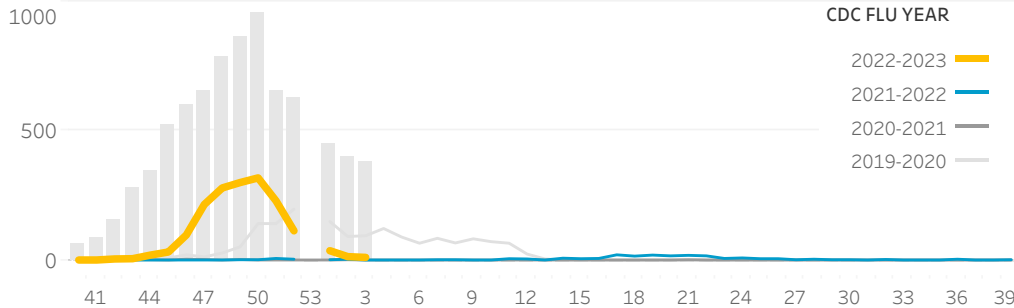
**Summary:** Local influenza activity is currently **elevated**, with 10 positive influenza tests in the past week (1,669 cumulative (21.4% of total tested) since 10/2/2022). RSV activity is currently **elevated**, with 8 positive RSV tests in the past week (471 since the start of the season). In the past week 0.8% of emergency department (ED) visits were related to influenza-like illness (ILI). In the 2022-2023 flu season, there have been 7 influenza-related deaths and 5 outbreaks in long-term care facilities.

*NOTE: Weeks 40 and 41 of the 2022-23 flu season are suppressed for two of the figures due to a temporary disruption in data reporting.*

## Influenza Laboratory Testing

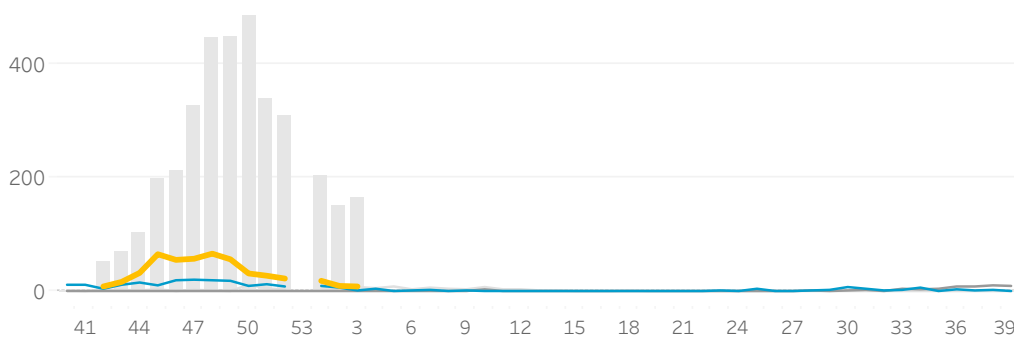
2021-22 total testing performed

Current Week (week 3)



# Tested	375
# Pos. influenza	10
# flu A	10
# flu B	0
# unknown	
% Pos. influenza	2.7%
# Labs Reporting	4

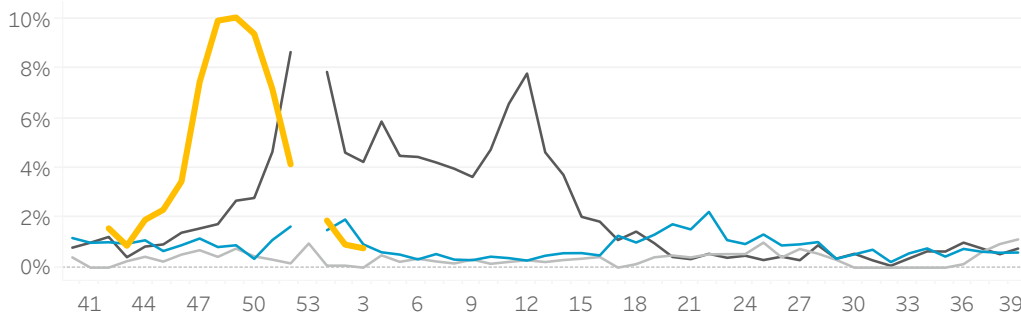
## Respiratory Syncytial Virus (RSV) Laboratory Testing



Current Week (week 3)

# Tested	164
# Pos. RSV	8
% Pos. RSV	4.9%
# Labs Reporting	3

## Syndromic Surveillance: Emergency Room Visits for Influenza-like Illness (ILI)



Most Recent Week (week 3)

# Total Visits	1,282
% ILI	0.8%
# EDs	1

*NOTE: All data are preliminary and subject to change as more data become available.  
§ In accordance with CDC reporting conventions, flu seasons are shown as weeks 40-39.*

**More information:** For questions or comments please contact [respiratory@kitsappublichealth.org](mailto:respiratory@kitsappublichealth.org)

- WA State Weekly Influenza Report: <http://www.doh.wa.gov/portals/1/documents/5100/420-100-fluupdate.pdf>
- CDC Weekly Influenza Surveillance Report: <https://www.cdc.gov/flu/weekly/>
- University of Washington Viral Respiratory Data: <http://depts.washington.edu/uwviro/respiratory-viral-epidemiology-data/>

For information on COVID-19 visit: <https://www.cdc.gov/coronavirus/>