



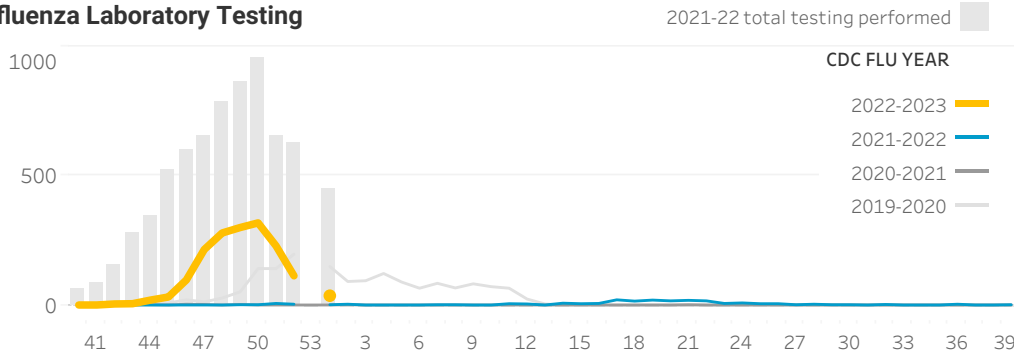
Kitsap Respiratory Illness Report

Week 1 (1/1/2023 - 1/7/2023)

Summary: Local influenza activity is currently **elevated**, with 36 positive influenza tests in the past week (1,646 cumulative (23.4% of total tested) since 10/2/2022). RSV activity is currently **elevated**, with 18 positive RSV tests in the past week (454 since the start of the season). In the past week 1.7% of emergency department (ED) visits were related to influenza-like illness (ILI). In the 2022-2023 flu season, there have been 4 influenza-related deaths and 5 outbreaks in long-term care facilities.

NOTE: Weeks 40 and 41 of the 2022-23 flu season are suppressed for two of the figures due to a temporary disruption in data reporting.

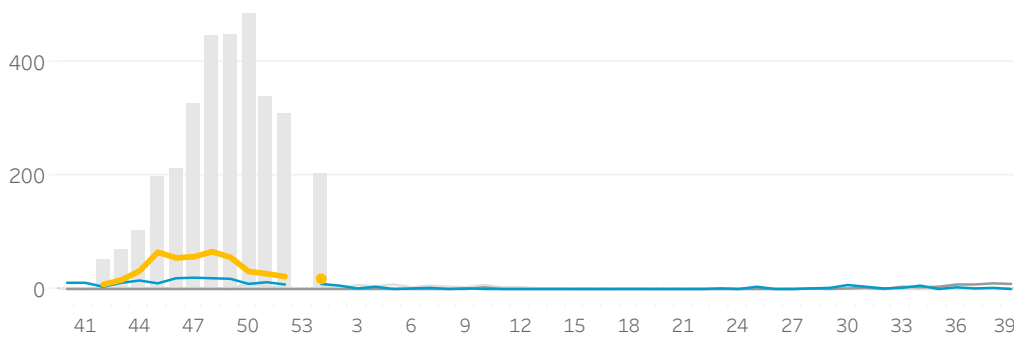
Influenza Laboratory Testing



Current Week (week 1)

# Tested	450
# Pos. influenza	36
# flu A	34
# flu B	2
# unknown	
% Pos. influenza	8.0%
# Labs Reporting	4

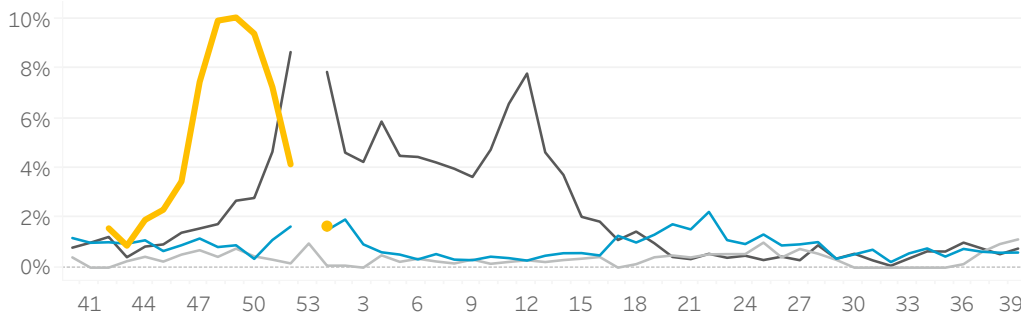
Respiratory Syncytial Virus (RSV) Laboratory Testing



Current Week (week 1)

# Tested	205
# Pos. RSV	18
% Pos. RSV	8.8%
# Labs Reporting	3

Syndromic Surveillance: Emergency Room Visits for Influenza-like Illness (ILI)



Most Recent Week (week 1)

# Total Visits	1,318
% ILI	1.7%
# EDs	1

*NOTE: All data are preliminary and subject to change as more data become available.
§ In accordance with CDC reporting conventions, flu seasons are shown as weeks 40-39.*

More information: For questions or comments please contact respiratory@kitsappublichealth.org

- WA State Weekly Influenza Report: <http://www.doh.wa.gov/portals/1/documents/5100/420-100-fluupdate.pdf>
- CDC Weekly Influenza Surveillance Report: <https://www.cdc.gov/flu/weekly/>
- University of Washington Viral Respiratory Data: <http://depts.washington.edu/uwviro/respiratory-viral-epidemiology-data/>

For information on COVID-19 visit: <https://www.cdc.gov/coronavirus/>