

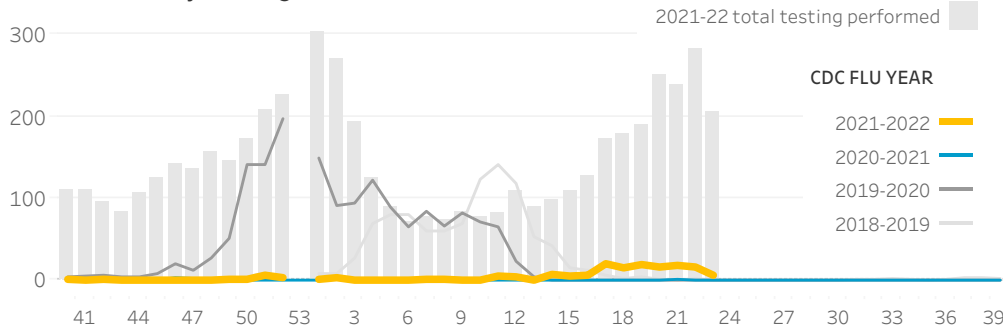


Kitsap Respiratory Illness Report

Week 23 (6/5/2022 - 6/11/2022)

Summary: Local influenza activity is currently **elevated** but is decreasing, with 6 positive influenza tests in the past week (156 cumulative (2.9% of total tested) since 10/3/2021). RSV activity is currently **low**, with 1 positive RSV test in the past week (192 since the start of the season). In the past week 1.1% of emergency department (ED) visits were related to influenza-like illness (ILI). In the 2021-2022 flu season, there have been 0 influenza-related deaths and 0 outbreaks in long-term care facilities.

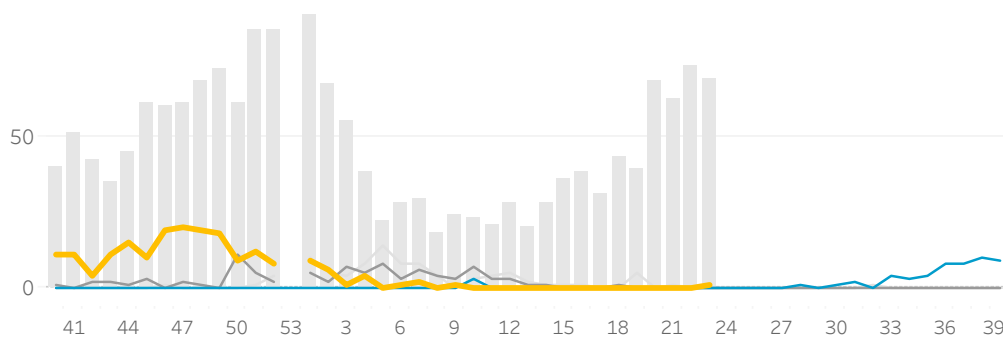
Influenza Laboratory Testing



Current Week (week 23)

Tested	205
# Pos. influenza	6
# flu A	6
# flu B	0
# unknown	0
% Pos. influenza	3%
# Labs Reporting	3

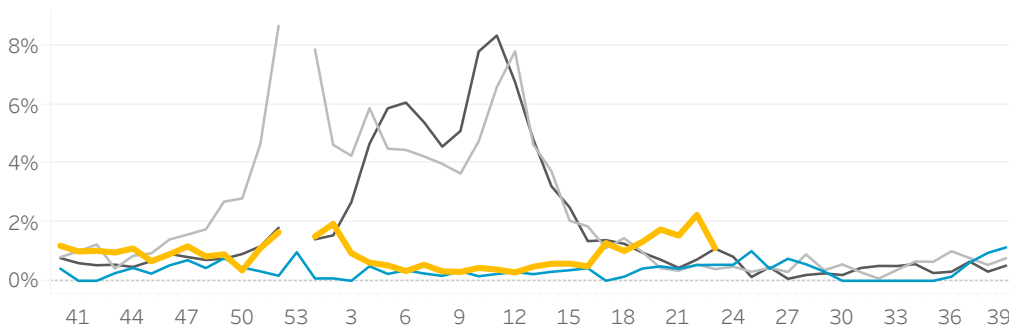
Respiratory Syncytial Virus (RSV) Laboratory Testing



Current Week (week 23)

# Tested	69
# Pos. RSV	1
% Pos. RSV	1%
# Labs Reporting	2

Syndromic Surveillance: Emergency Room Visits for Influenza-like Illness (ILI)



Current Week (week 23)

# Total Visits	1,445
% ILI	1.1%
# EDs	1

NOTE: All data are preliminary and subject to change as more data become available.
§ In accordance with CDC reporting conventions, flu seasons are shown as weeks 40-39.

- More information:** For questions or comments please contact respiratory@kitsappublichealth.org
- WA State Weekly Influenza Report: <http://www.doh.wa.gov/portals/1/documents/5100/420-100-fluupdate.pdf>
 - CDC Weekly Influenza Surveillance Report: <https://www.cdc.gov/flu/weekly/>
 - University of Washington Viral Respiratory Data: <http://depts.washington.edu/uwviro/respiratory-viral-epidemiology-data/>

For information on COVID-19 visit: <https://www.cdc.gov/coronavirus/>