



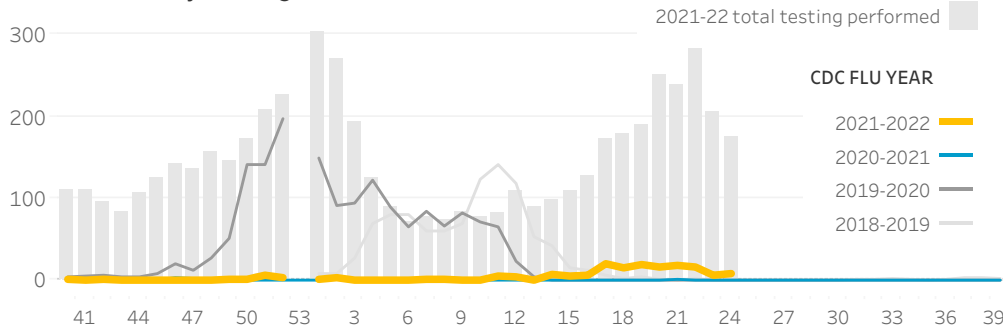
Kitsap Respiratory Illness Report

Week 24 (6/12/2022 - 6/18/2022)

Summary: Local influenza activity is currently **elevated** but is decreasing, with 8 positive influenza tests in the past week (164 cumulative (3.0% of total tested) since 10/3/2021). RSV activity is currently **low**, with 0 positive RSV tests in the past week (192 since the start of the season). In the past week 1.0% of emergency department (ED) visits were related to influenza-like illness (ILI). In the 2021-2022 flu season, there have been 0 influenza-related deaths and 0 outbreaks in long-term care facilities.

NOTE: The Respiratory Illness Report will decrease to monthly distribution due to low disease activity. The next report will be week 28.

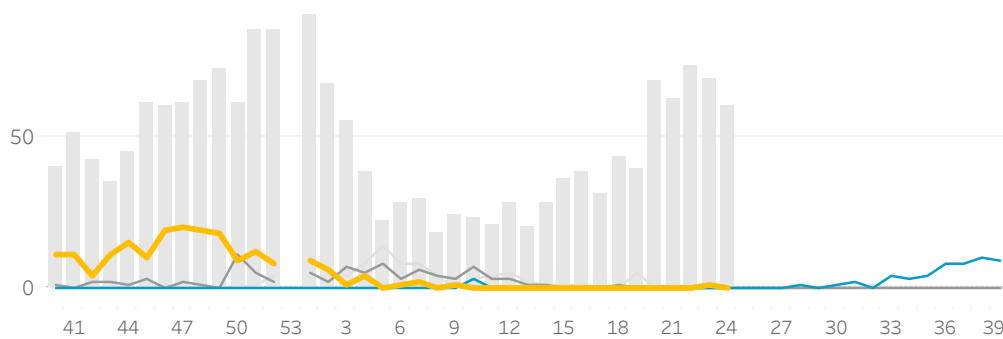
Influenza Laboratory Testing



Current Week (week 24)

Tested	174
# Pos. influenza	8
# flu A	8
# flu B	0
# unknown	0
% Pos. influenza	5%
# Labs Reporting	3

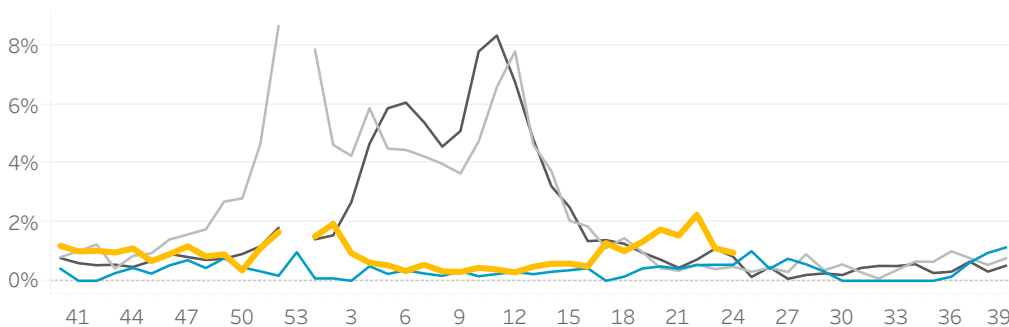
Respiratory Syncytial Virus (RSV) Laboratory Testing



Current Week (week 24)

# Tested	60
# Pos. RSV	0
% Pos. RSV	0%
# Labs Reporting	3

Syndromic Surveillance: Emergency Room Visits for Influenza-like Illness (ILI)



Current Week (week 24)

# Total Visits	1,471
% ILI	1.0%
# EDs	1

*NOTE: All data are preliminary and subject to change as more data become available.
§ In accordance with CDC reporting conventions, flu seasons are shown as weeks 40-39.*

More information: For questions or comments please contact respiratory@kitsappublichealth.org

- WA State Weekly Influenza Report: <http://www.doh.wa.gov/portals/1/documents/5100/420-100-fluupdate.pdf>
- CDC Weekly Influenza Surveillance Report: <https://www.cdc.gov/flu/weekly/>
- University of Washington Viral Respiratory Data: <http://depts.washington.edu/uwviro/respiratory-viral-epidemiology-data/>

For information on COVID-19 visit: <https://www.cdc.gov/coronavirus/>